

**Dina Dinosaur's CHECKLIST—Unit One  
Year 2**

<b>Apatosaurus Unit One: Wally and Dina Teach School Rules</b>
--

**SITE:** \_\_\_\_\_

**DATE:** \_\_\_\_\_

**LEADER NAMES:** \_\_\_\_\_

**TIME:** \_\_\_\_\_

\_\_\_\_\_

**VIGNETTES COVERED:**

**Year 2, LESSONS COVERED: 1, 2**  
(Circle which vignettes and lessons you completed.)

**Note:** Lessons and Vignettes from Year 1 may be reviewed in addition to the Year 2 lessons.

<b>DID I</b>	<b>YES</b>	<b>NO</b>
1. Open circle time with predictable routine	_____	_____
2. Talk about group rules	_____	_____
3. Explain Show Me Five	_____	_____
4. Role play Show Me Five	_____	_____
5. Role play solutions	_____	_____
6. Review homework	_____	_____
7. Send letters #1 and #2 to parents	_____	_____
8. Call parents to explain importance of their involvement	_____	_____

9. Do the following practice activities: (check those completed)

- Show Me Five Poster
- Rules Bingo
- Blank Solution Light Bulb
- An Acquaintance Activity
- Read *Wally Meets Dina* book
- Put out books about rules, listening, and following directions
- Dina Stop, Look, Think, Check Word Search

10. Promote Concepts by: (check those completed)

- Praising children who were following directions
- Praising children for putting up quiet hands, following classroom rules
- Show Me Five
- Praising children who use problem-solving solutions

**Self-Evaluation and Notes**



**Dina Dinosaur's CHECKLIST—Unit Two  
Year 2**

**Iguanodon Unit Two: Dina Teaches about Doing Your Best at School**

**SITE:** \_\_\_\_\_

**DATE:** \_\_\_\_\_

**LEADER NAMES:** \_\_\_\_\_

**TIME:** \_\_\_\_\_

\_\_\_\_\_

**VIGNETTES COVERED:**

**Dina Program 6: Vignettes**      **19, 20, 21, 22, 27, 28**

**Year 2, LESSONS COVERED:**    **3, 4**

(Circle which vignettes and lessons you completed.)

**Note:** Lessons and Vignettes from Year 1 may be reviewed in addition to the Year 2 lessons.

**DID I**

**YES**

**NO**

- |  |       |       |
|--|-------|-------|
| 1. Open circle time with predictable routine         | _____ | _____ |
| 2. Review group rules                                | _____ | _____ |
| 3. Review Show Me Five                               | _____ | _____ |
| 4. Role play solutions                               | _____ | _____ |
| 5. Review homework                                   | _____ | _____ |
| 6. Role play concentrating and ignoring distractions | _____ | _____ |


7. Do the following practice activities: (check those completed)

- Listening Bingo
- Blank Solution Light Bulb
- Read *Wally Meets Dina* book
- Put out books about rules, listening, and following directions
- Dina Numbers Matching Game
- Dina Stop, Look, Think, Check Word Search
- Concentrating Puzzles

8. Promote Concepts by: (check those completed)

- Praising children who were following directions
- Praising children for putting up quiet hands, listening in circle time,  
Show Me Five
- Praising children who use problem-solving solutions

### **Self-Evaluation and Notes**



**Dina Dinosaur' s CHECKLIST—Unit Three  
Year 2**

**Triceratops Unit Three: Wally Teaches About Understanding  
and Detecting Feelings**

**SITE:** \_\_\_\_\_

**DATE:** \_\_\_\_\_

**LEADER NAMES:** \_\_\_\_\_

**TIME:** \_\_\_\_\_

\_\_\_\_\_

**VIGNETTES COVERED:**

**Dina Program 3, Part 4: Tiny Turtle Shares His Secret**

**LESSONS COVERED: 12, 13, 14, 15, 16**

(Circle which vignettes and lessons you completed.)

**Note:** Lessons and Vignettes from Year 1 may be reviewed in addition to the Year 2 lessons.


<b>DID I</b>	<b>YES</b>	<b>NO</b>
1. Open circle time with predictable routine	_____	_____
2. Put out books about feelings in library	_____	_____
3. Do “show and tell”	_____	_____
4. Role play feeling states	_____	_____
5. Sing feeling songs	_____	_____
6. Feeling Dictionary	_____	_____
7. Role play: Wally sad, can’t read	_____	_____
8. Set up Feeling Station	_____	_____
9. Role play: Wally’s Unique Family	_____	_____
10. Role play: Freddy can’t play baseball	_____	_____

- 11. Role play: Freddy proud \_\_\_\_\_
- 12. Tiny cue card ordering \_\_\_\_\_
- 13. Review homework activity books \_\_\_\_\_
- 14. Send letter about unit to parents \_\_\_\_\_
- 15. Explain unit to parents when possible \_\_\_\_\_
- 16. Do the following practice activities: (check those completed)

- Wally and Molly Listening Color Game
- Happy Thought/Place Book and/or Feelings Alphabet Book
- Picture Feeling Collage
- Feeling Spinning Wheel Game with Bingo
- Read books about feelings
- Feeling Bingo Game
- Feeling Puzzles
- Angry Memory Game
- Compliment Circle Time
- Self-Compliment Activity #19 and/or Self-Encouragement Bubble
- Pass the Feeling Bag
- Families are Special Book
- Changing Feelings Activity
- Feelings Graph
- Others (please describe)

- 17. Promote Concepts by: (check those completed)
- Praising children who were following directions and classroom rules
- Praising children using their words to express themselves
- Describing children's feeling states

**Self-Evaluation and Notes**



**Dina Dinosaur's CHECKLIST—Unit Four**

**Stegosaurus Unit Four: Wally Teaches How to Problem Solve**

**SITE:** \_\_\_\_\_

**DATE:** \_\_\_\_\_

**LEADER NAMES:** \_\_\_\_\_

**TIME:** \_\_\_\_\_

\_\_\_\_\_

**VIGNETTES COVERED:**

**Dina Program 5: Oscar**

**Dina Program 3: Part 3: narration, 6, 7**

**LESSONS COVERED: 17, 18, 19, 20, 21, 22, 23**

(Circle which vignettes and lessons you completed.)

**Note:** Lessons and Vignettes from Year 1 may be reviewed in addition to the Year 2 lessons.

**DID I**

**YES**

**NO**

- |   |       |       |
|---|-------|-------|
| 1. Open circle time with predictable routine      | _____ | _____ |
| 2. Talk about Wally's problem solving steps       | _____ | _____ |
| 3. Put out books about problem solving in library | _____ | _____ |
| 4. Set up Problem Solving Station in classroom    | _____ | _____ |
| 5. Discuss Children's Detective Reports           | _____ | _____ |
| 6. Discuss Consequences Cue Cards                 | _____ | _____ |
| 7. Role play about TV program                     | _____ | _____ |
| 8. Discuss classroom problem                      | _____ | _____ |
| 9. Used Solution Detective Kit with children      | _____ | _____ |
| 10. Felicity left out role play                   | _____ | _____ |
| 11. Review homework activity books                | _____ | _____ |

12. Send letter about unit to parents \_\_\_\_\_
13. Explain unit to parents when possible \_\_\_\_\_
14. Do the following practice activities: (check those completed)
- \_\_\_ Wally's Solution Detective Kit (advanced solution cards)
  - \_\_\_ Pass the Detective Hat Game
  - \_\_\_ Detective Reports
  - \_\_\_ Problem Solving Bingo, Mazes, Memory Games
  - \_\_\_ Problem Solving Puzzle
  - \_\_\_ Read books about problem solving
  - \_\_\_ Detective Club
  - \_\_\_ Do *Wally's Detective Book for Solving Problems at School* with puppets
  - \_\_\_ Safe, Fair, Good Feelings Tally Sheet
  - \_\_\_ Problem Solving Mystery Play
  - \_\_\_ Advance Solution Cards Practiced (e.g., take responsibility, keep trying, wait, do something else )
  - \_\_\_ Set up Self-Management Folder for Problem Solving
  - \_\_\_ Make small Solution Kits, Laminate and Attach to Key Ring (for each child)
  - \_\_\_ Make Problem Solving Word List
  - \_\_\_ Stegosaurus Worksheets (e.g., word searches, definitions,
  - \_\_\_ Make small Solution Kits, Laminate and Put on Key Ring
  - \_\_\_ Others (please describe)
15. Promote Concepts by: (check those completed)
- \_\_\_ Praising children who were staying calm and problem solving
  - \_\_\_ Coaching children to problem solve
  - \_\_\_ Praising children using their words to express themselves
  - \_\_\_ Describing children's feeling states
  - \_\_\_ Having extra problem solving class meetings to discuss Detective Reports
  - \_\_\_ Send home dinosaur reading sheets

**Self-Evaluation & Notes**



**Dina Dinosaur's CHECKLIST—Unit Five  
Year 2**

**Tyrannosaurus Rex Unit Five: Tiny Turtle Teaches Anger Management**

**SITE:** \_\_\_\_\_

**DATE:** \_\_\_\_\_

**LEADER NAMES:** \_\_\_\_\_

**TIME:** \_\_\_\_\_

\_\_\_\_\_

**VIGNETTES COVERED:**

**Dina Program 5: Oscar**

**Dina Program 3: Part 3: narration, 6, 7**

**LESSONS COVERED: 24, 25, 26,**

(Circle which vignettes and lessons you completed.)

**Note:** Lessons and Vignettes from Year 1 may be reviewed in addition to the Year 2 lessons.

<b>DID I</b>	<b>YES</b>	<b>NO</b>
1. Open circle time with predictable routine	_____	_____
2. Talk about Wally's anger management steps	_____	_____
3. Put out books about anger in library	_____	_____
4. Continue Problem Solving Station in classroom	_____	_____
5. Discuss Children's Detective Reports	_____	_____
6. Discuss or Teach Advance Cue Cards	_____	_____
7. Role play about TV program	_____	_____
8. Discuss classroom problem	_____	_____
9. Used Advance Solution Detective Kit with children	_____	_____


- 10. Felicity left out role play \_\_\_\_\_
- 11. Freddy “angry teacher” role play \_\_\_\_\_
- 12. Review homework activity books \_\_\_\_\_
- 13. Send letter about unit to parents \_\_\_\_\_
- 14. Explain unit to parents when possible \_\_\_\_\_
- 15. Do the following practice activities: (check those completed)

- \_\_\_ Pass the Detective Hat Game
- \_\_\_ Detective Reports
- \_\_\_ Anger Bingo, Mazes, Memory Games, Puzzles
- \_\_\_ Read books about problem solving and anger
- \_\_\_ Detective Club
- \_\_\_ Do *Wally's Detective Book for Solving Problems at School* with puppets
- \_\_\_ Anger Thermometer
- \_\_\_ Read *Wally Learns a Lesson from Tiny Turtle*
- \_\_\_ Safe, Fair, Good Feelings Tally Sheet
- \_\_\_ Problem Solving Mystery Play
- \_\_\_ Advance Solution Cards Practiced (e.g., say no, ignore and walk away, apologize, control your anger, calm down, take a Time Out, )
- \_\_\_ Set up Self-Management Folder for Anger Management
- \_\_\_ Make small Solution Kits, Laminate and Put on Key Ring
- \_\_\_ Others (please describe)

- 16. Promote Concepts by: (check those completed)

- \_\_\_ Praising children who were staying calm and problem solving
- \_\_\_ Coaching children to use the anger management steps to calm down
- \_\_\_ Praising children using their words to express themselves
- \_\_\_ Describing children's feeling states
- \_\_\_ Having extra problem solving class meetings to discuss Detective Reports
- \_\_\_ Send home dinosaur reading sheets

Self-Evaluation & Notes



**CHECKLIST—Unit Six  
Year 2**

<b>Allosaurus Unit Six: Molly Teaches How to Be Friendly</b>
--

**SITE:** \_\_\_\_\_

**DATE:** \_\_\_\_\_

**LEADER NAMES:** \_\_\_\_\_

**TIME:** \_\_\_\_\_

\_\_\_\_\_

**VIGNETTES COVERED:**

**Dina Program 4 Vignettes**    1,    2,    15,    16,    17,    27,    28,    29

**LESSONS COVERED:**    27,    28,    29,    30,    31,    32,    33

(Circle which vignettes and lessons you completed.)

**DID I**

**YES**

**NO**

- |   |       |       |
|---|-------|-------|
| 1. Open circle time with predictable routine            | _____ | _____ |
| 2. Talk about how to be friendly                        | _____ | _____ |
| 3. Put out books about friendships in library           | _____ | _____ |
| 4. Continue to use Solution Detective Kit with children | _____ | _____ |
| 5. Role play friendship solutions with students         | _____ | _____ |
| 6. Use books to talk about friendship issues            | _____ | _____ |
| 7. Set up a “Buddy Station”                             | _____ | _____ |
| 8. Role play sticker chart                              | _____ | _____ |
| 9. Review homework activity books                       | _____ | _____ |
| 10. Send letter about unit to parents                   | _____ | _____ |
| 11. Explain unit to parents when possible               | _____ | _____ |


12. Do the following practice activities: (check those completed)

- \_\_\_ Guided Block Building Game
- \_\_\_ Pass the Detective Hat Game
- \_\_\_ Friendship Bingo, Mazes, Memory Games
- \_\_\_ Social Skills Puzzles
- \_\_\_ Read books about friends
- \_\_\_ Friendship Club (Children write friendship certificates.)
- \_\_\_ Do *Wally's Detective Book for Solving Problems at School and Home* with puppets
- \_\_\_ Cooperative Favorite Things Poster or Clay Modeling
- \_\_\_ Shared Friendship Activity
- \_\_\_ Wally's Tallest Tower
- \_\_\_ Puppet Plays about Friendship Issues
- \_\_\_ Make Up Friendship Stories
- \_\_\_ Word and Letter Games (e.g., word searches, word definitions)
- \_\_\_ Helping Hands Snack (with tag)
- \_\_\_ Dina's Friendly Feet
- \_\_\_ Do Home Sticker Charts
- \_\_\_ Do Cooperative Floor Puzzles
- \_\_\_ Allosaurus Activity Worksheets
- \_\_\_ Make Self-Management Folders for How to Be Friendly
- \_\_\_ Friendship Word List (See Allosaurus #21)
- \_\_\_ Others (please describe)

13. Promote Concepts by:

- \_\_\_ Praising children who were showing friendly behaviors (helping, sharing, teamwork)
- \_\_\_ Using Peer Coaching to strengthen friendly behaviors
- \_\_\_ Do a school or class teamwork chore project
- \_\_\_ Continue "Friendship Patrol" on the playground

**Self-Evaluation and Notes**



**CHECKLIST—Unit Seven  
Year 2**

**Brachiosaurus Unit Seven: Molly Explains How to Talk with Friends**

**SITE:** \_\_\_\_\_

**DATE:** \_\_\_\_\_

**LEADER NAMES:** \_\_\_\_\_

**TIME:** \_\_\_\_\_

\_\_\_\_\_

**VIGNETTES COVERED:**

**Tape of friendly behavior in classroom**

**Dina Program 5: Vignettes 3, 4, 7, 8, Oscar**

**LESSONS COVERED: 5, 6, 7, 8, 9, 10, 11**

(Circle which vignettes and lessons you completed.)

**DID I**

**YES**

**NO**

- |  |       |       |
|--|-------|-------|
| 1. Open circle time with predictable routine     | _____ | _____ |
| 2. Review how to be a team                       | _____ | _____ |
| 3. Put out books about bullying in library       | _____ | _____ |
| 4. Role play saying “no” to wrong doing          | _____ | _____ |
| 5. Role play giving suggestions                  | _____ | _____ |
| 6. Role play asking to borrow                    | _____ | _____ |
| 7. Role play solutions to bullying               | _____ | _____ |
| 8. Set up a friendship station in the classroom  | _____ | _____ |
| 9. Review homework activity books                | _____ | _____ |
| 10. Send letter about unit to parents            | _____ | _____ |
| 11. Explain unit to parents when possible        | _____ | _____ |
| 12. Send home the Brachiosaurus Reading Dinosaur | _____ | _____ |

13. Do the following practice activities: (check those completed)

- Bar Graph on Individual Differences
- Pass the Detective Hat Game
- Curious Cube or Fantastic Mobiles
- Make puppets
- Make dinosaurs—cooperatively
- Read books about bullying
- Do *Wally's Detective Book for Solving Problems at School and Home* with puppets and draw and write solutions
- Cooperative Favorite Things Poster or Toy Activity
- Shared Friendship Activity
- Secret Pals Books
- Molly's Listening Game
- Word and Letter Games
- Mystery Object
- Fact Finding Interview- Basic and Advanced Interview
- Brachiosaurus Activity Worksheets
- Advance Solution Cards Practiced (e.g., , take deep breath, walk away, apologize, forgive, say no to wrong doing, accept no )
- Set up Self-Management Folder for Talking with Friends
- Others (please describe)

14. Promote Concepts by: (check those used)

- Praising children who were showing friendly behaviors (helping, sharing, teamwork)
- Praising children who shared information about themselves or took an interest in others
- Praising children who said “No” to wrongdoing or who stood up to bullies
- Describing children's feeling states

**Self-Evaluation and Notes**