

Dina Dinosaur's Checklist

Level Two, Unit One

Apatosaurus: Wally and Dina Teach School Rules

DVD #1: Apatosaurus

SITE: _____ DATE: _____

LEADER NAMES: _____ TIME: _____

VIGNETTES COVERED:

Apatosaurus Unit: S5* S6*

LESSONS COVERED: 1 2 3

(Circle which vignettes and lessons you completed.)

[(n) means narration included.]

*Indicates recommended level two vignettes

DID I

YES

NO

- | | | |
|---|-------|-------|
| 1. Open circle time with predictable routine | _____ | _____ |
| 2. Dina meets children and explains Dinosaur School | _____ | _____ |
| 3. Children learn opening circle time song | _____ | _____ |
| 4. Wally meets children and they practice introductions | _____ | _____ |
| 5. Talk about group rules and practice rules | _____ | _____ |
| 6. Time Out to calm down is reviewed (self talk, positive imagery, breathing) | _____ | _____ |
| 7. Children practice/role play Time Out to calm down | _____ | _____ |
| 8. Children learn about Ignore strategy and practice | _____ | _____ |
| 9. Dina's home activities are explained and reviewed | _____ | _____ |
| 10. Letter #1 (yr. 1 OR yr. 2) sent to parents | _____ | _____ |
| 11. Group leader calls parents to explain importance of their involvement | _____ | _____ |
| 12. Do a few of the following practice activities: (check those completed) | | |
| a. Detective Interview (1-1) | _____ | _____ |
| b. Family Picture (1-2) | _____ | _____ |
| c. Do an Acquaintance Activity (1-3) | _____ | _____ |
| d. Rules Poster (1-4) | _____ | _____ |

- e. Books about Rules ~ *Wally Meets Dina* book (1-5) _____
- f. School Rules Bingo (1-6) _____
- g. Put out books about rules, listening and following directions _____


Others (additional activities can be found and described in Book One; please describe here other activities you used to strengthen this skill):

13. Promote Concepts by: (check those completed)

- _____ Coaching and Praising children who were following show me five rules
- _____ Praising children for singing, participating, practicing and introducing themselves

Same Home Activities from the Level One unit apply here since many handouts are identical

Self-Evaluation & Notes



Dina Dinosaur's Checklist

Level Two, Unit Two

Iguanodon: Dina Teaches about Doing Your Best at School

DVD #1: Iguanodon

SITE: _____ DATE: _____

LEADER NAMES: _____ TIME: _____

VIGNETTES COVERED:

Iguanodon Unit:	1*	2*	3*	4*	5*	6	7*	8*	9*	10*	11*		
12	13	14	15	16	17	18	19*	20*	21*	22*	23	24	25*
26*	27*	28*	29	30	31	32	33*	34*	S-5*	S-6*			

LESSONS COVERED: 4 5 6 7 8 9

(Circle which vignettes and lessons you completed.)

[(n) means narration included.]

*Indicates recommended level two vignettes

DID I

YES

NO

- | | | |
|--|-------|-------|
| 1. Open circle time with predictable routine | _____ | _____ |
| 2. Review and practice about group rules/Show Me Five | _____ | _____ |
| 3. Explain and practice concentrating | _____ | _____ |
| 4. Explain and practice listening and waiting | _____ | _____ |
| 5. Explain and practice following directions | _____ | _____ |
| 6. Explain and practice stop, think & check steps | _____ | _____ |
| 7. Review homework books | _____ | _____ |
| 8. Send letter #2 (yr. 1 OR yr.2) to parents | _____ | _____ |
| 9. Do the following practice activities: (check those completed) | | |
| a. Wally and Molly Listening Color Game (11-1) | _____ | _____ |
| b. Listening Bingo (11-2) | _____ | _____ |
| c. Wally Says Game (11-3) | _____ | _____ |
| d. Put out books about rules, listening and following directions | _____ | _____ |
| e. Review Show Me Five Hand (11-4) | _____ | _____ |
| f. Maze & Dot-to-Dot (11-5) | _____ | _____ |
| g. Following Direction Song and Game (11-6) | _____ | _____ |

- h. Books about Rules (11-7) _____
- i. Songs (11-8) _____
- j. Make a Class Rule Book (11-11) _____
- k. Dina Concentration Word Search (11-13) _____
- l. School Rules Bingo (1-6) _____

Others (additional activities can be found and described in Book One; please describe here other activities you used to strengthen this skill)


10. Promote Concepts by: (check those completed) _____

_____ Praising and coaching children who were following directions

_____ Praising children putting up quiet hands, listening in circle time, & for Showing Me Five

Some activities from the Level One unit apply here

Self-Evaluation & Notes



Dina Dinosaur's Checklist

Level Two, Unit Three

Triceratops: Wally Teaches About Understanding and Detecting Feelings

DVD #1: Triceratops

SITE: _____ DATE: _____

LEADER NAMES: _____ TIME: _____

VIGNETTES COVERED:

Triceratops Unit:	1(n)	2	3	4*	5*	6*	7*	8	9	10	11
	12	13*	14*	15*	16*	17*	18*	19*(n)	S-7*		

LESSONS COVERED: 10 11 12 13 14 15 16 17 18

Circle which vignettes and lessons you completed.

(n) = narration included

*Indicates recommended level two vignettes

DID I

YES

NO


- | | | |
|---|-------|-------|
| 1. Open circle time with predictable routine | _____ | _____ |
| 2. Talk about Wally's relaxation secrets | _____ | _____ |
| 3. Put out books about feelings in library | _____ | _____ |
| 4. Do "show and tell" | _____ | _____ |
| 5. Role play/practice feeling states | _____ | _____ |
| 6. Sing feeling songs | _____ | _____ |
| 7. Review home activity books | _____ | _____ |
| 8. Send letters #3 (year 1) & #4 (year 1 OR year 2) to parents | _____ | _____ |
| 9. Explain unit to parents when possible | _____ | _____ |
| 10. Do the following practice activities: (check those completed) | | |
| a. Raggedy Wally & Tin Man Hat Game (III-1) | _____ | _____ |
| b. Feeling Masks (III-2) | _____ | _____ |
| c. Happy Thought/Place Book (III-3) | _____ | _____ |
| d. Feeling Dice (III-4) | _____ | _____ |

- e. Wally Feeling Faces Game (III-5) _____
- f. Chrysalis Visualization (III-6) _____
- g. Detecting Feelings with Our Eyes (III-7) _____
- h. Wally Says-Feeling Game (III-8) _____
- i. Show and Tell (III-9) _____
- j. Compliment Circle Time (III-10) _____
- k. Picture Feeling Detective Game (III-11) _____
- l. Feeling Spinning Wheel Game (III-12) _____
- m. Feeling Music and Songs (III-13) _____
- n. Detecting Feelings with our Ears (III-14) _____
- n. Why...Because Game (III-15) _____
- o. Relaxation Thermometer (III-16) _____
- p. Pass the Detective Hat Game (III-17) _____
- q. Play Hospital Game (III-18) _____
- r. Role Plays (III-19) _____
- s. Feeling Thermometer Experiment (III-20) _____
- t. Read Books About Feelings (III-22) _____
- u. Trace Body Images & Draw Feeling Fingerprints (III-23) _____
- v. Changing Feelings Game (III-24) _____
- w. Feeling Bingo Game (III-25) _____
- x. Wally's Accident Detention Game (III-26) _____
- y. Back to Back Game (III-27) _____
- z. Feeling Puppets Game (III-28) _____
- aa. Feeling Puzzles (III-29) _____
- bb. Love Line (III-30) _____
- cc. Self-Encouragement Bubbles (III-31) _____
- dd. A Book About Me or A Curious Cube (III-32) _____
- ee. Wally Compliment Puppet (III-61) _____

Others (additional activities can be found and described in Book One; please describe here other activities you used to strengthen this skill):

11. Promote Concepts by: (check those completed) _____
- _____ Coaching and praising children who were following directions and classroom rules
 - _____ Praising children using their words to express themselves
 - _____ Describing children's feeling states

Self-Evaluation & Notes



Dina Dinosaur's Checklist

Level Two, Unit Four

Stegosaurus: Wally Teaches How to Problem Solve

DVD #2: Stegosaurus

SITE: _____ DATE: _____

LEADER NAMES: _____ TIME: _____

VIGNETTES COVERED:

Stegosaurus Unit (n)*	1*	2*	3	4*	5*	6*	7*	8	9*(n)	10*(n)
11 S-14* S-15* S-16*	S17	S-18*	S-19*	S-20*						

LESSONS COVERED: 19 20 21 22 23 24 25 26 27 28 29

(Circle which vignettes and lessons you completed.)

[(n) means narration included.]

*Indicates recommended level two vignettes

DID I

YES

NO

- | | | |
|---|-------|-------|
| 1. Open circle time with predictable routine | _____ | _____ |
| 2. Talk about Wally's problem solving steps | _____ | _____ |
| 3. Put out books about problem solving in library | _____ | _____ |
| 4. Use Solution Detective Kit with children | _____ | _____ |
| 5. Role play problem solving solutions with puppets | _____ | _____ |
| 6. Use nursery rhymes to talk about problem solving steps | _____ | _____ |
| 7. Review home activity books | _____ | _____ |
| 8. Send letter #5 & #6, Yr. 1 OR Yr. 2, to parents | _____ | _____ |
| 9. Explain unit to parents when possible | _____ | _____ |
| 10. Do the following practice activities: (check those completed) | | |
| a. Wally's Solution Detective Kit (IV-1) | _____ | _____ |
| b. Class Solution Notebook (IV-2) | _____ | _____ |
| c. Humpty Dumpty Game (IV-3) | _____ | _____ |
| d. Let's Suppose Game (IV-4) | _____ | _____ |
| e. Solution Matching Art Project (IV-5) | _____ | _____ |
| f. Read <i>Wally's Detective Book for Solving Problems at School</i> (IV-6) | _____ | _____ |


- g. Wally & Molly Ask for Help with Their Problems (IV-7) _____
- h. Detective Club (IV-8) _____
- i. Pass the Hat Game for Practicing Solutions (IV-9) _____
- j. Pass the Hat Game for Evaluating Solutions (IV-11) _____
- k. Problem Solving Bingo (IV-12) _____
- l. Problem Solving Memory Game (IV-13) _____
- m. Problem Solving Sequencing Game (IV-15) _____
- n. Wally's Camping Problem (IV-16) _____
- o. Wally's Problem Solving Maze (IV-17) _____
- p. Cooperative Art Poster (IV-18) _____
- q. Make a Problem Solving Video (IV-19) _____
- r. Make a Fort (IV-32) _____

Others (additional activities can be found and described in Book One; please describe here other activities you used to strengthen this skill):

11. Promote Concepts by: (check those completed)

- _____ Praising children who were staying calm and problem solving
- _____ Coached children to problem solve
- _____ Praising children using their words to express themselves
- _____ Describing children's feeling states

Self-Evaluation & Notes



Dina Dinosaur's Checklist

Level Two, Unit Five

Tyrannosaurus Rex: Tiny Turtle Teachers Anger Management

DVD #2 T-Rex Unit

SITE: _____ DATE: _____

LEADER NAMES: _____ TIME: _____

VIGNETTES COVERED:

Tyrannosaurus Rex Unit: (n)* 11* 12* 13 14* 15* 16* 17* 18* 19*
S-25* S-26* S-27* S-28*

LESSONS COVERED: 29, 30, 31, 32, 33, 34, 35, 36 37

(Circle which vignettes and lessons you completed.)

[(n) means narration included.]

*Indicates recommended level two vignettes

DID I

YES

NO

- 1. Open circle time with predictable routine
2. Review Wally's problem solving steps
3. Put out books about anger control in library
4. Used Solution Detective Kit with children
5. Talk about anger steps with puppets
6. Teach Calm Down Thermometer
7. Review home activity books
8. Send letter #7, Yr. 1 OR Yr. 2, to parents
9. Explain unit to parents when possible
10. Do the following practice activities: (check those completed)
a. Visualization (V-1)
b. Turtle Vests (V-2)
c. Thermometer Experiment (V-3)
d. Tiny's Anger Bingo (V-4)
e. Anger Thermometer Drawing (V-5)
f. Tiny's Anger Puzzles (V-6)
g. Teasing Shields (V-7)

- | | | |
|--|-------|-------|
| h. Read Wally Learns a Lesson from Tiny Turtle (V-8) | _____ | _____ |
| h. Read <i>Wally's Detective Book for Solving Problems at School</i> (V-9) | _____ | _____ |
| i. Anger Sequencing Game (V-10) | _____ | _____ |
| j. Pass the Hat for Practicing Anger Control (V-11) | _____ | _____ |
| k. Blow Away Anger Balloon Game (V-12) | _____ | _____ |
| l. Wally's Advanced Detective Kit (V-13) | _____ | _____ |
| m. Read Books About Anger (V-14) | _____ | _____ |
| n. Tiny's Obstacle Course (V-15) | _____ | _____ |
| o. Tiny's Anger Mazes (V-16) | _____ | _____ |
| p. Make Turtle Puppets (V-18) | _____ | _____ |
| q. Anger Memory Game (V-19) | _____ | _____ |
| r. Roll a Turtle (V-20) | _____ | _____ |
| s. Class Solution Notebook (IV-2) | _____ | _____ |
| t. Problem Solving Puzzle (IV-10) | _____ | _____ |
| n. Problem Solving Bingo (IV-12) | _____ | _____ |
| o. Problem Solving Sequencing Game (IV-15) | _____ | _____ |
| p. Cooperative Art Poster (IV-18) | _____ | _____ |
| q. Make a Problem Solving Video (IV-19) | _____ | _____ |
| r. Wally's Tower (IV-20) | _____ | _____ |
| s. Solution Treasure Hunt (IV-23) | _____ | _____ |
| t. "What If" Detective Hat Game (IV-24) | _____ | _____ |

Others (additional activities can be found and described in Book One; please describe here other activities you used to strengthen this skill)

11. Promote Concepts by: (check those completed)

_____ Praising children who were staying calm and problem solving

_____ Coached children to problem solve

_____ Praising children using their words to express themselves

_____ Describing children's feeling states

Self-Evaluation & Notes



Dina Dinosaur's Checklist

Level Two, Unit Six

Allosaurus: Molly Teaches How to Be Friendly

DVD #3: Allosaurus

SITE: _____ DATE: _____

LEADER NAMES: _____ TIME: _____

VIGNETTES COVERED:

Allosaurus Unit:	1*	2*	3*	4*	5*	6*	7*	8*	9*	10(n)*			
11*	12	13*	14	15*	16*	17*	18	19	20(n)*	(n)*21*	22*	23*	
24	25	26(n)*		27*	28(n)*		29*	30*	31*	32	S-29	S-30	S-31*
S-32*	S-33*	S-34*	S-35	S-36*	S-37*	S-38*	S-39*						

LESSONS COVERED: 38 39 40 41 42 43 44 45 46 47 48
49 50

(Circle which vignettes and lessons you completed.)

[(n) means narration included.]

*Indicates recommended level two vignettes

DID I

YES

NO

- | | | |
|---|-------|-------|
| 1. Open circle time with predictable routine | _____ | _____ |
| 2. Talk about how to be friendly | _____ | _____ |
| 3. Put out books about friendships in library | _____ | _____ |
| 4. Continue to use Solution Detective Kit with children | _____ | _____ |
| 5. Role play friendship solutions with students | _____ | _____ |
| 6. Use books to talk about friendship issues | _____ | _____ |
| 7. Review home activity books | _____ | _____ |
| 8. Send letter #8 to parents | _____ | _____ |
| 9. Explain unit to parents when possible | _____ | _____ |
| 10. Do the following practice activities: (check those completed) | | |
| a. Dina's Friendly Feet (VI-1) | _____ | _____ |
| b. Ice Cream Social (VI-2) | _____ | _____ |
| c. Friendship Maze (VI-3) | _____ | _____ |
| d. Guided Block Building Game (VI-4) | _____ | _____ |

- e. Helping at Home Class Notebook (VI-5) _____
- f. Helping Hands Activity (VI-6) _____
- g. Helping Hands Snack (VI-7) _____
- h. Dinosaur Stencils (VI-8) _____
- i. Cooperative Duplos (VI-9) _____
- j. Cooperative Art Poster (VI-10) _____
- k. Cooperative Clay Modeling (VI-11) _____
- l. Cooperative Snacks (VI-12) _____
- m. Paper Chain (VI-13) _____
- n. Shared Friendship Activity (VI-14) _____
- o. Cooperative Favorite Things Poster (VI-15) _____
- p. Wally's Tallest Tower (VI-16) _____
- q. Teamwork Chore at Home/School (VI-17) _____
- r. Do *Wally's Detective Book for Solving Problems at School and Home* with puppets (VI-18) _____
- s. Peer Coaching (VI-19) _____
- t. Secret Pals Books (VI-20) _____
- u. Sock Puppets (VI-21) _____
- v. Do *Wally's Detective Book for Solving Problems at School and Home* with puppets (VI-22) _____
- w. Family Team Uniforms (VI-23) _____
- x. Pass the Detective Hat Game (VI-24) _____
- y. Class Friendship Book of Activities _____
- z. Friendship Bingo, Mazes, Memory Games (VI-3, 25) _____
- aa. Family Project (VI-26) _____
- bb. Fantastic Mobiles (VI-27) _____
- cc. Curious Cube (VI-28) _____
- dd. Read books about friends (VI-36) _____
- ee. Design a Dinosaur (VI-41) _____
- ff. Teamwork Color Art or Straw Art (VI-43,44) _____
- gg. Friendship Detective Club _____
- hh. Puppet Plays about Friendship Issues (VI-50) _____
- ii. Make Up Friendship Stories _____

jj. Floor Puzzle (VI-53)

kk. Rainbow Fish Activity (see prior unit IV-38)

Others (additional activities can be found and described in Book One; please describe here other activities you used to strengthen this skill):

11. Promote Concepts by: (check those completed)


_____ Praising children who were showing friendly behaviors (helping, sharing, teamwork)

_____ Coached children to strengthen friendly behaviors

_____ Praising children using their words to express themselves

_____ Describing children's feeling states

Self-Evaluation & Notes



Dina Dinosaur's Checklist

Level Two, Unit Seven

Brachiosaurus: Molly Explains How to Talk with Friends

DVD #3 Brachiosaurus

SITE: _____ DATE: _____

LEADER NAMES: _____ TIME: _____

VIGNETTES COVERED:

Brachiosaurus Unit:	(n)*	1*	2*	3*	4	5	6	7(n)	8*	9*
10(n)	11	12	13	14*	15*	16*	Oscar	17*	S-40*	S-41*
S-42	S-43*	S-44*	S-45*	S-46*	S-47*	S-48*	S-49	S-50*		

LESSONS COVERED: 51 52 53 54 55 56 57 58 59 60 61

(Circle which vignettes and lessons you completed.)

[(n) means narration included.]

*Indicates recommended level two vignettes

DID I

YES

NO

- | | | |
|--|-------|-------|
| 1. Open circle time with predictable routine | _____ | _____ |
| 2. Talk about how to be friendly | _____ | _____ |
| 3. Put out books about friendships in library | _____ | _____ |
| 4. Continue to use Solution Detective Kit with children | _____ | _____ |
| 5. Role play friendship solutions with students | _____ | _____ |
| 6. Use books to talk about friendship issues | _____ | _____ |
| 7. Review home activity books | _____ | _____ |
| 8. Send letter #9 and #3, Yr. 2 (optional) to parents | _____ | _____ |
| 9. Explain unit to parents when possible | _____ | _____ |
| 10. Do the following practice activities: (check those completed) | | |
| a. Make Puppets & Practice Introductions (VII-1) | _____ | _____ |
| b. Fact Finding Interview (VII-2) | _____ | _____ |
| c. Mystery Object or Twenty Questions Game:
Guess What? (VII-3) | _____ | _____ |
| d. Clay Modeling: Guess What? Game (VII-4) | _____ | _____ |
| e. Pass the Detective Hat (VII-5) | _____ | _____ |

- f. "Mother, May I Borrow" Game (VII-6) _____
- g. Pass the Detective Hat Game & How to Talk to Others (VII-5, 7) _____
- h. Make Dinosaurs (VII-8) _____
- i. Wally's Big Ears Game (VII-9) _____
- j. Wally and Molly Dolls (VII-10) _____
- k. Molly's Listening Game (VII-11) _____
- l. Do *Wally's Detective Book for Solving Problems at Home and School* with puppets (VII-12, 13) _____
- m. Secret Palls Books (VII-14) _____
- n. Make Up Friendship Stories (VII-18) _____
- o. Say "NO" to Wrong Doing (VII-20) _____
- p. Asking to Share Game (VII-21) _____
- q. "Molly Says" Game (VII-22) _____
- r. Please and Thank You Game (VI-23) _____
- s. Practicing Listening Game (VII-24) _____
- t. Baby Dina Puppets (VII-25) _____
- t. Small Group Show & Tell (VII-28) _____
- u. Make Invitations for Graduation _____
- v. Prepare Skits and Songs for Graduation with Parents _____

Others (additional activities can be found and described in Book One; please describe here other activities you used to strengthen this skill)

11. Promote Concepts by: (check those completed)

- _____ Praising children who were showing friendly behaviors (helping, sharing, teamwork)
- _____ Using Peer Coaching to strengthen friendly behaviors
- _____ Praising children using their words to express themselves
- _____ Describing children's feeling states

Self-Evaluation & Notes